



School Immunization Survey

Outline

- School Immunization Survey
- Summary Statistics
 - Response rates , Compliance rates, Exemption rates
 - MA Influenza vaccine coverage

MDPH Data Assessment Unit

School Immunization Surveys

- Annual Immunization Survey assesses compliance with school immunization requirements for:
 - Childcare/Preschool
 - Kindergarten
 - Grade 7
 - Grade 11
 - College
- Survey is open from September to January 28, 2022
- Influenza and COVID-19 vaccines are not required for school entry.
 - **No surveys accepted after the deadline**

<https://www.mass.gov/lists/school-immunization-surveys>

Preschool Survey

- **All Preschools should have received an email from MDPH Data Assessment unit** immassessmentunit@mass.gov
- An email with two links, one for preschool immunization survey and another link for flu survey.
- Also included in the email was your program name, pin number and the grade.
- **Preschools Survey** can also be accessed through the **MIIS**.
- Programs with < 30 students should keep a copy of the data they input since a copy will not be emailed back automatically.

Other Grades

- Kindergarten, Grade 7, and Grade 11
- Email from MDPH Data Assessment unit announcing that the survey is now open.
- Survey for these grades are conducted on within MIIS.
- **Are you and your school registered on MIIS?**
 - New School Nurse needs to contact their Access administrator or MIIS Help Desk to start the registration process. miishelpdesk@mass.gov



Completing Survey on MIIS

Log into the Virtual Gateway

Executive Office of Health and Human Services - Virtual Gateway

 Virtual Gateway  Mass.gov

Welcome to the Virtual Gateway

Login

Username

Password (Case sensitive)

[Forgot Password](#)

Important Messages



When logging in, you may be required to change your password and update your user profile. For assistance with logging in, please click [here](#).

Maintenance Notices

Virtual Gateway Customer Service

Monday through Friday
8:30 am to 5:00 pm
800-421-0938 (Voice)
617-847-6578 (TTY for deaf and hard of hearing)

Executive Office of Health and Human Services - Virtual Gateway

 Virtual Gateway  Mass.gov

Welcome Christine Bradley

Manage My Account

- [Change My Password](#)
- [Answer My Secret Questions](#)
- [Update My Personal Information](#)
- [Logout](#)

Virtual Gateway Customer Service

Monday through Friday
8:30 am to 5:00 pm
800-421-0938 (Voice)
617-847-6578 (TTY for the deaf and hard of hearing)

Please select one of the following Business Services:
(Clicking on link will open in a new window)

- [Catalog of Services](#)
- [Massachusetts Immunization Information System CERTIFICATION](#)

Important Messages

When logging in, you may be required to change your password and update your user profile. For assistance with logging in, please visit www.mass.gov/vg/loginassistance.

Password Reset

Virtual Gateway Customer Service

800-421-0938

Screenshots from “Mini Guide” about Completing the School Surveys in MIIS

MIIS
Massachusetts Immunization Information System

PATIENTS - SCHOOL -

School

The MIIS allows a user to generate school surveys and view School Profile.
Click a button below to make your selection.

SCHOOL PROFILE IMMUNIZATION SURVEYS

⇒ Click **SCHOOL**, then select **Immunization Surveys** button from the page display.

Step 2 Start a New Survey

- ⇒ At the top of the Immunization Surveys page is the grade survey status box. This will display the open/close status of each survey.
- ⇒ **OPEN FOR RESPONSE** means you may complete and submit the survey to the MDPH.
 - ⇒ **CLOSED** means that the survey cannot be accepted by the MDPH at this time.

⇒ Click **Start a New Survey** to begin a new survey.

⇒ Survey history below will display surveys that have been started or completed for the school district.

Immunization Surveys

Childcare/Preschool: CLOSED
Kindergarten: OPEN FOR RESPONSE
Grade 7: OPEN FOR RESPONSE
Grade 11: OPEN FOR RESPONSE
Flu Surveys: OPEN FOR RESPONSE

If the school grade or flu surveys have a value of CLOSED, the immunization/flu survey for the current school year is not accepting responses. Each grade will have its own flu survey. You can access immunization or flu surveys that have been submitted for your school in the Survey History section below.

Start a New Immunization Survey Start a Flu Survey

Survey History

School District: Public Schools

SCHOOL YEAR	SCHOOL NAME/PIN	GRADE	IMMUNIZATION SURVEY STATUS	IMMUNIZATION SURVEY DATE SUBMITTED	IMMUNIZATION SURVEY SUBMITTED BY	FLU SURVEY STATUS
2021 / 2022		Select	Select			Select
2021 / 2022		Kindergarten	Not Started			Not Started
2021 / 2022		7	Not Applicable			Not Applicable
2021 / 2022		11	Not Applicable			Not Applicable

⇒ The school survey history display can be sorted by any column or filtered by school year, school name, grade or status.

2021 / 2022 Immunization Survey

Step 1 of 4

Select your School & Grade

Which school would you like to select?

Select ▾

Which survey would you like to select?

- ☐ Childcare/Preschool
- ☐ Kindergarten
- ☐ Grade 7
- ☐ Grade 11

Back

Next

PRO TIP

First choose school, then choose grade.

Childcare/Preschool survey hyperlink redirects you to the MIIS Resource Center.

Which survey would you like to select?

- ☒ [Childcare/Preschool](#)
- ☐ Kindergarten
- ☐ Grade 7
- ☐ Grade 11

⇒ If you selected Childcare/Preschool for the survey you would like to select, the Childcare/Preschool label will become a hyperlink. Click the hyperlink to begin the survey. You will not need to click the Next button for this survey grade. Advance to page 9 of this guide for Childcare/Preschool directions.



PATIENTS ▾

SCHOOL ▾

2018 / 2019 Immunization Surveys

Hufflepuff Elementary

[Save](#) Last Saved On 05/14/2019 11:26 AM

[Close](#)

Step 2 of 4

Enter General Information

1. How many students are enrolled in Kindergarten?

45

2. How many students in Kindergarten have no school immunization record? (Exemptions count as a record)

2

Back

Next

⇒ Enter the number of students enrolled in the grade

⇒ Enter the number of students in the grade who have no immunization records.

Enter General Information:

- ⇒ Enter the number of students enrolled in the grade for which you are reporting.
- ⇒ Enter the number of students in the grade who have no immunization records. Keep in mind that immunization exemptions count as a record.
- ⇒ Click the **Next** button to move forward.

Red Errors

47

The number of students for any vaccine must be less than or equal to the total number of students minus the number of students that have no school immunization record.

- ⇒ At least one of the marked fields must be changed in order to process the survey

Blue Messages

3

These rates look too low or too high. If you have a small number of students, this may be more likely to happen. Please double check your numbers before moving on to the next step. Once updated, click the 'Next' button to continue. If no changes are needed, click the 'Next' button again to continue.

- ⇒ Blue messages indicate a possible error based on expected immunization rates. A blue message should trigger a double check for accuracy before advancing to the next page.
- ⇒ If no edits apply, you may continue.

- ⇒ Once the appropriate edits have been made, click the **Next** button to continue

Back

Next

[Save](#)
[Close](#)

Step 4 of 4

2018 / 2019 Immunization Surveys

Hufflepuff Elementary

[Save](#) Last Saved On 05/21/2019 3:35 PM
[Close](#)

Step 4 of 4

Review Your School Information

Please confirm your school details.

School District: Hogwarts School

School Name: Hufflepuff Elementary

Public/Private: Public

CONTACTS

Phone:

*Primary Contact: Bradley, Christine

Email: Christine.C.Bradley@MassMail.State.MA.US

Secondary Contact: Select

Email:

Principal: Dumbledore

Email:

SCHOOL ADDRESS

Address: 123 Wizard Lane

City: Boston

State: MA

Zip Code: 02130

Back

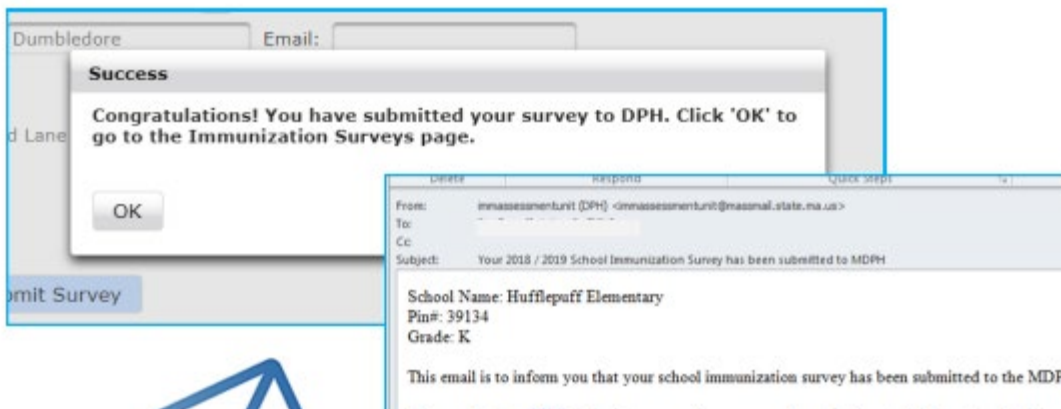
Submit Survey

- ⇒ Review your school information. Updates can be made in the "School Profile" found under the School Tab.

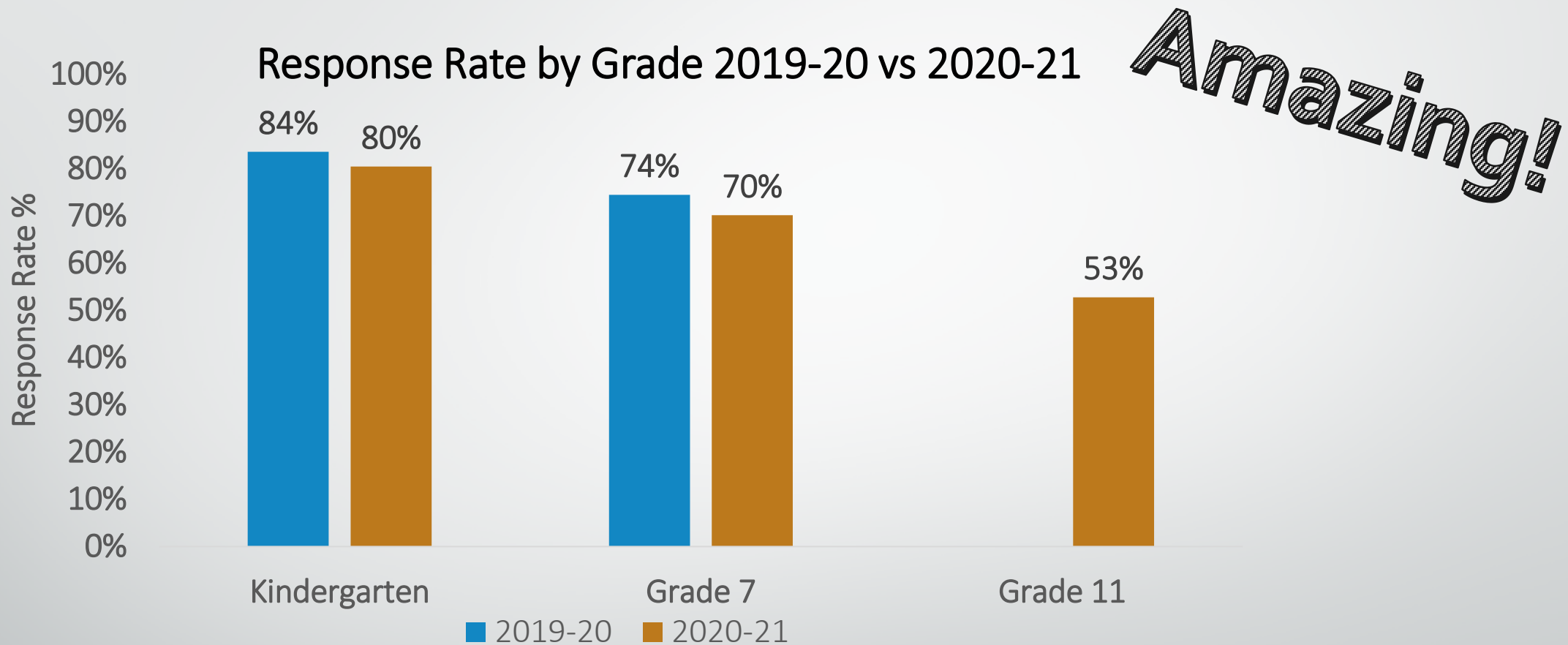
- ⇒ Registered Users are available in the Primary Contact dropdown.

- ⇒ The Secondary Contact dropdown will also display registered users.

- ⇒ Select the **Submit Survey** button once you are ready to submit the survey.

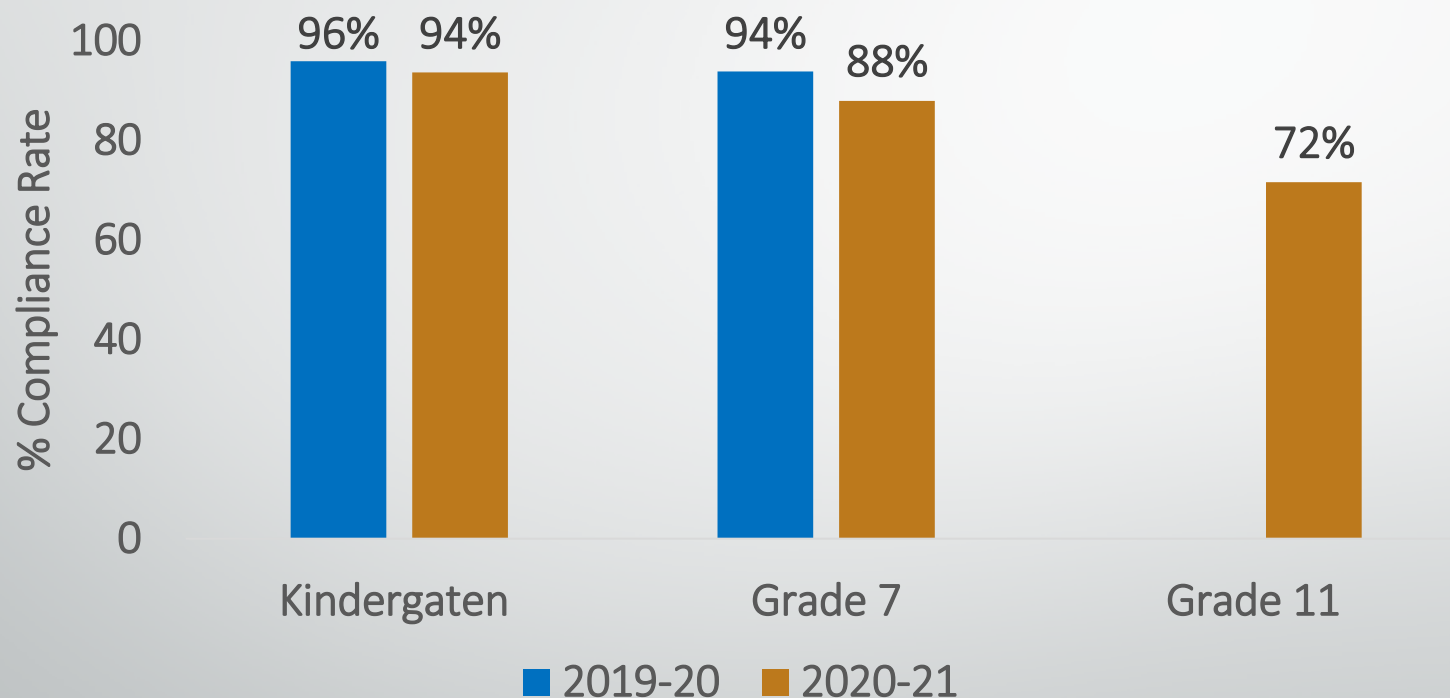


Survey Response Rates



- A decrease of 4% for both kinder and grade 7
- Towns with high number of Non-responding grade 11 schools include Boston and Worcester.

Students with Complete Vaccine Series by Grade 2019-20 vs 2020-21



Kinder decreased by 2%
Grade 7 decreased by 6%

Series complete is also
the “compliance rate”
for students meeting
school entry
requirements.

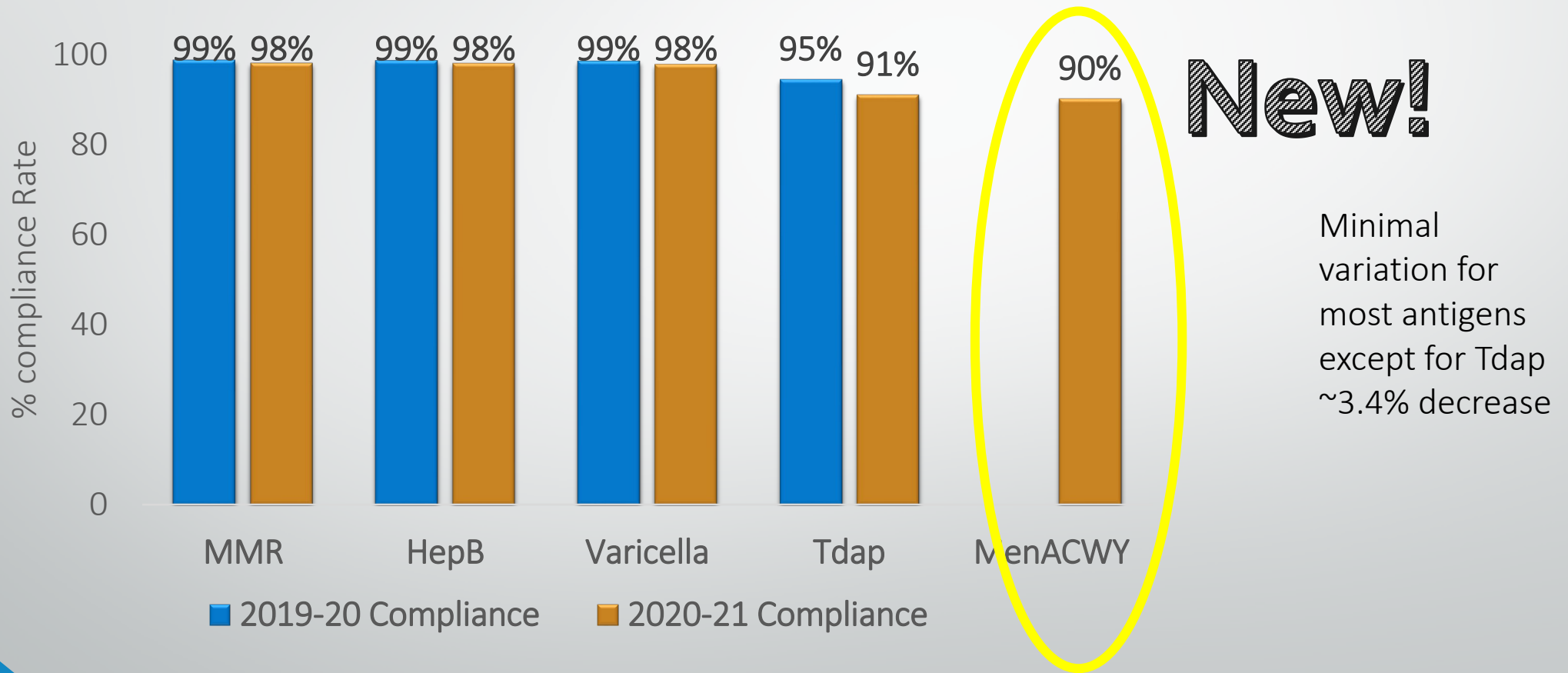
*Kindergarten: 5 DTaP + 4 Polio + 2 MMR + 3 HepB + 2 Varicella

*Grade 7: 2 MMR + 3 Hep B + 2 Varicella + 1 Tdap

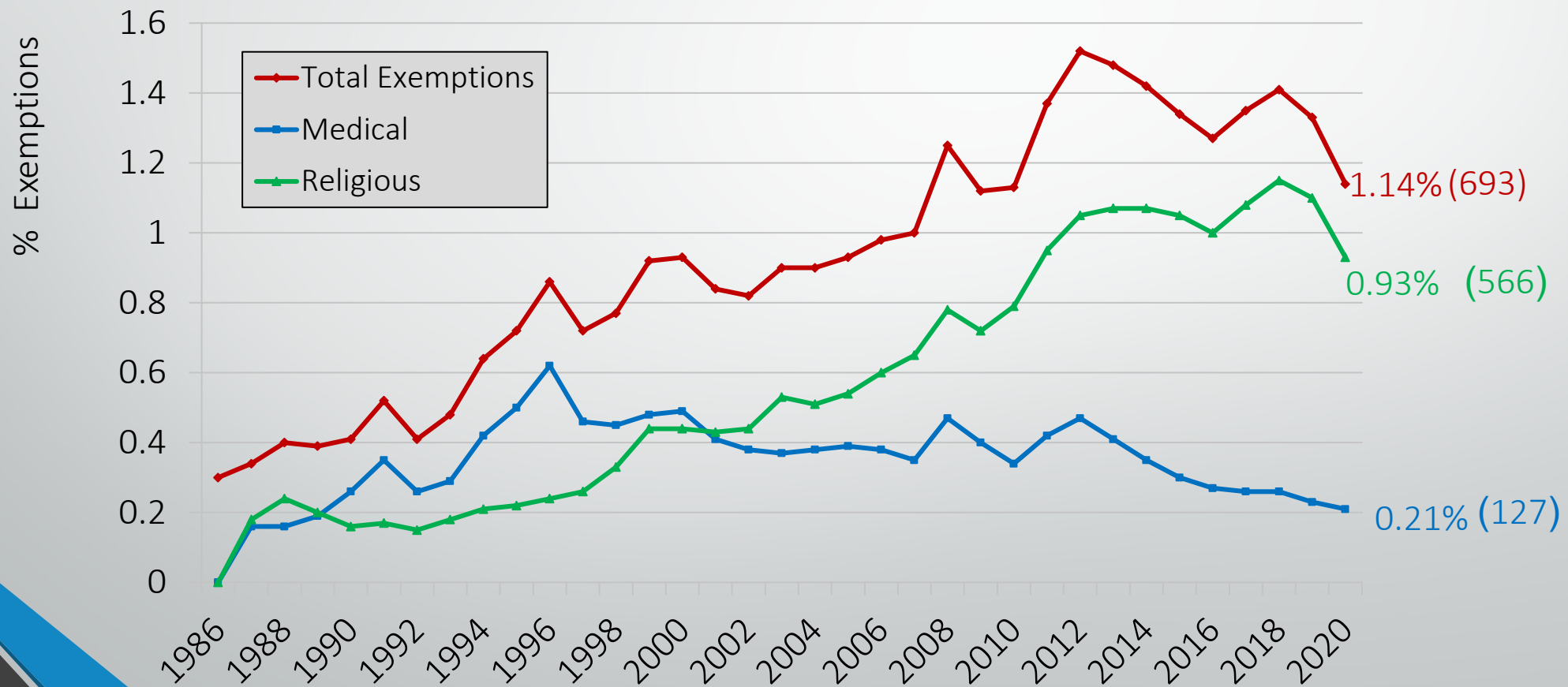
*Grade 11: 2 MMR + 3 Hep B + 2 Varicella + 1 Tdap + 1 MenACWY

Also includes lab evidence of immunity and history of chickenpox disease

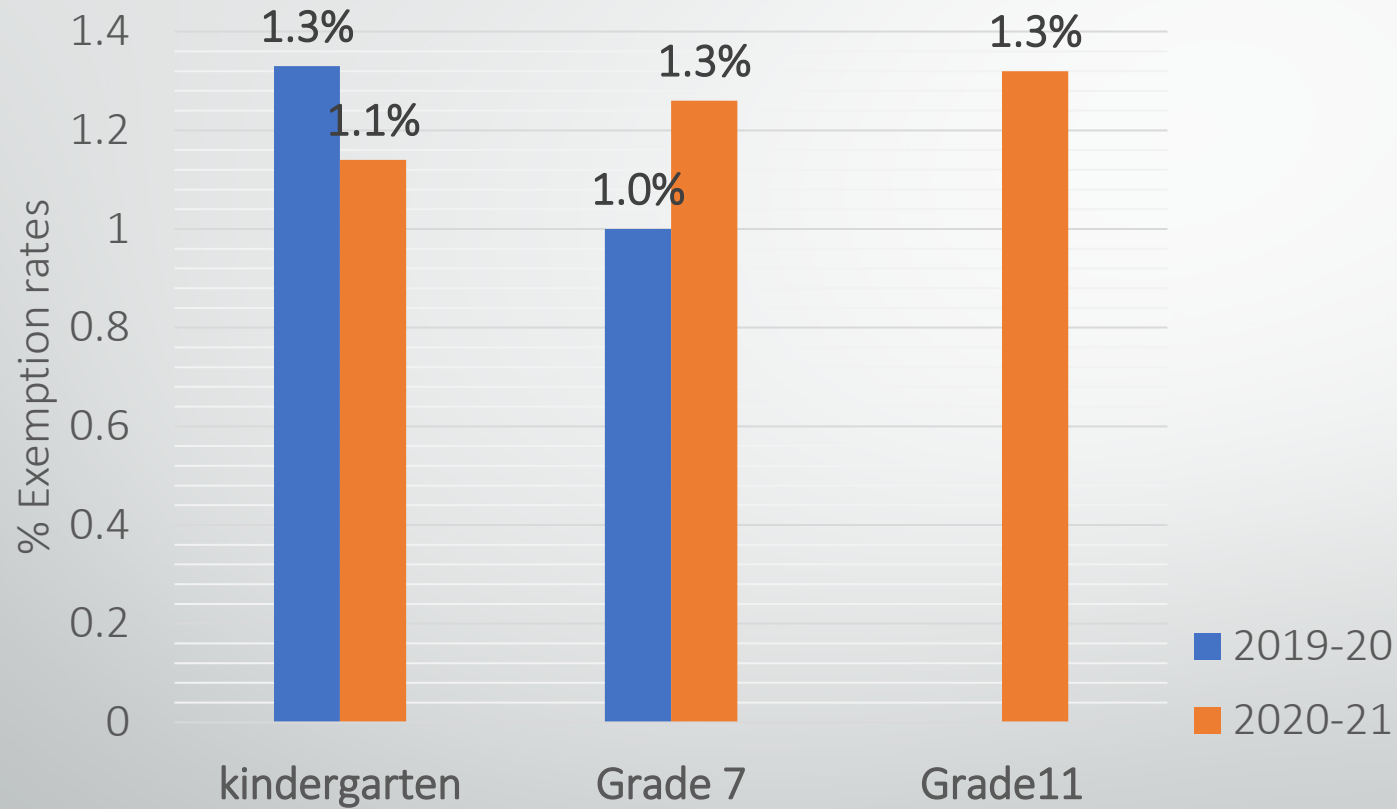
Grade 7 Compliance Rates by Antigen 2019-20 vs 2020-21



Religious & Medical Exemption Rates among Massachusetts Kindergarten Students, 1986-2020

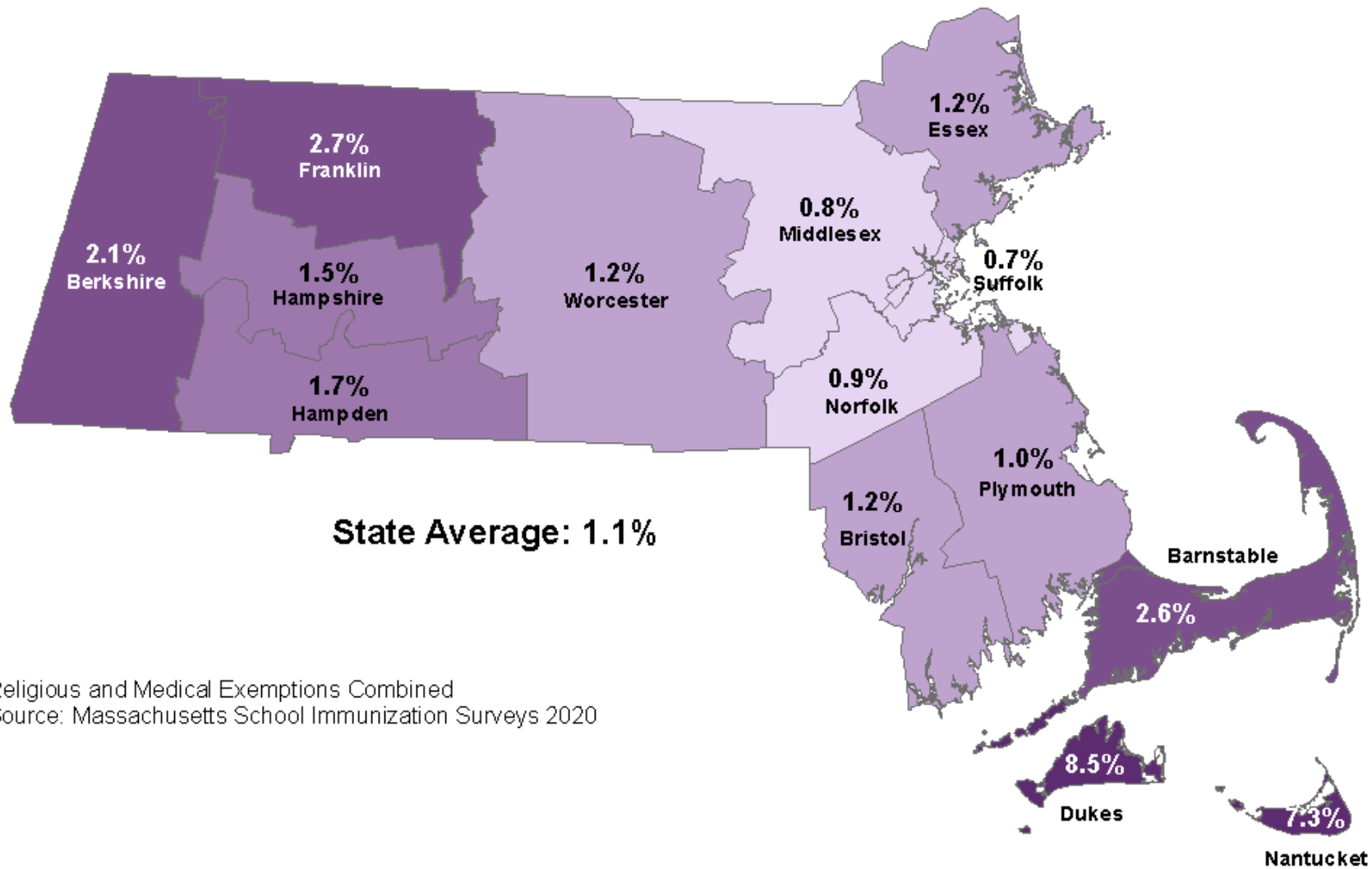


Exemption Rate by Grade 2019-20 vs 2020-21

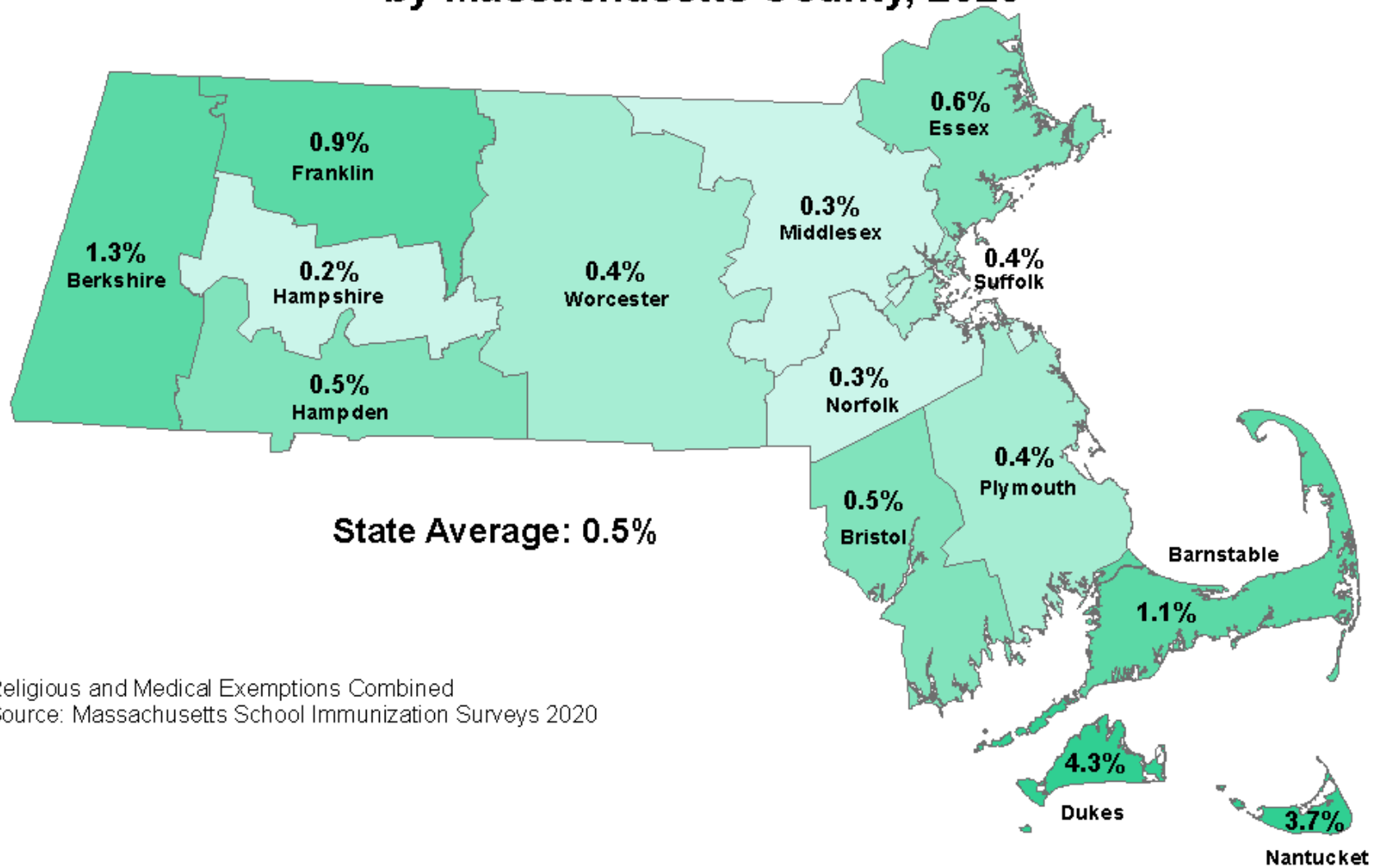


Decrease in kinder exemption rate . Slight increase in grade 7 exemption rate.

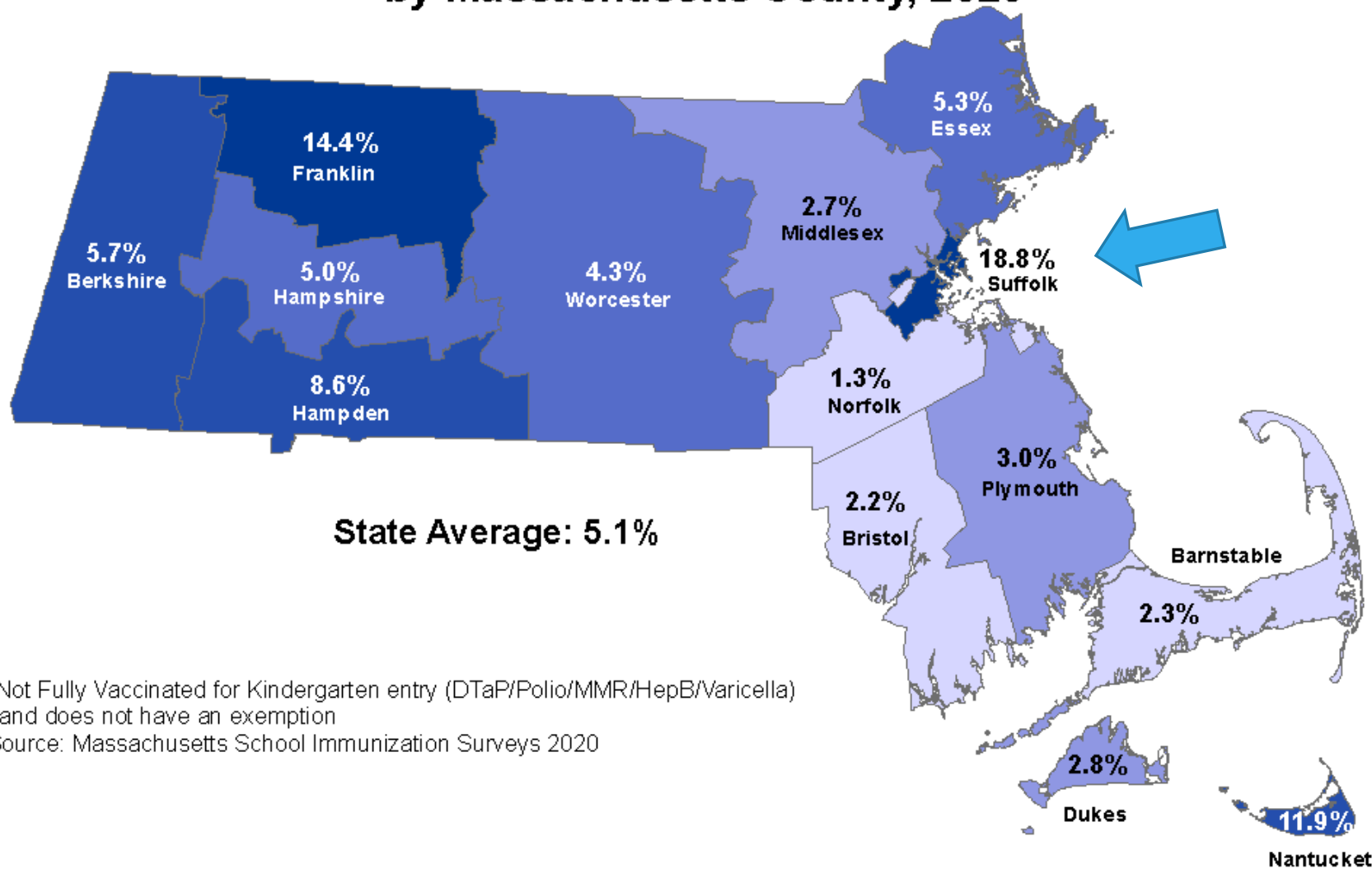
Kindergarten Students with an Exemption by Massachusetts County, 2020



Kindergarten Students with an Exemption and No Vaccines by Massachusetts County, 2020



Kindergarten Students Not Meeting School Requirements* by Massachusetts County, 2020



*Not Fully Vaccinated for Kindergarten entry (DTaP/Polio/MMR/HepB/Varicella)
and does not have an exemption

Source: Massachusetts School Immunization Surveys 2020

NIS-Seasonal Influenza Vaccination Rates in MA by Age July 2020-May 2021

	MA	US	Ranking
Everyone 6 Mos +	67% (+6)*	52% (+0.3)	1
Children 6 Mos - 17 Years	84% (+7)*	59% (-5)*	1
Children 6Mos -4 years	87% (+4)	68% (-7)*	2
Children 5- 12 years	84% (+9)*	59% (-6)*	1
Children 13-17 years	80% (+6)*	51% (-3)*	1
Adults 18 +	62% (+6)*	50% (+2)*	2
Adults 18- 64 years	57% (+6)*	43% (+0.7)	1
Adults HR 18-64 years	61% (+3)	51% (-0.4)	4
Adults 50-64 years	67% (+6)*	54% (+4)*	3
Adults 65+	80% (+2)*	75% (+5)*	6

NIS- Flu

Parentheses denote percent – point difference in covarge from 2019-20 influenza season

HR- persons with Asthma, diabetes, heart disease, COPD, cancers other than skin cancer

* Statistically significant



Any Questions