

MA Vision Screening Protocols 2022

Sample Equipment and Supplies List

MA vision screening protocols and related tools have been revised, effective as of September 1, 2022. For details, see MDPH guidance [Updated Massachusetts Vision Screening Protocols, August 2021](#)

The process for implementing new vision protocols is determined at the local school/district level. Each district is different and there may be specific vendors you must use to purchase new screening tools. With the number of vendors and tools available, identifying the correct tools that meet state requirements can be complicated.

The links in this document are designed to assist (not dictate) your inventory review and ordering process.

Sample Equipment and Supplies List:

Review your vision screening equipment to determine what tools are currently in use, which need to be eliminated, and what tools need to be purchased.

Tools Reminders:

- Visual acuity charts must use **logMAR** notation (e.g., 20/32 vs 20/30). Acceptable near and distance visual acuity charts are **LEA SYMBOLS[®]** and **Sloan Letters** charts. *All other acuity charts are discontinued.*
- Stereoacuity screening will use the **“PASS Test 1 - Ohio”**. *The Random Dot E is discontinued.*
- *Vision testing machines are discontinued.*




Additional Screening Accessories:

In addition to the screening tools listed below, it is recommended that you ensure screening kits include the following for use with distance visual acuity assessments or with distance visual acuity charts (or purchase separately):




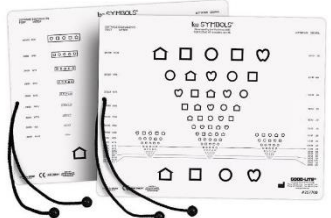
- **Flip-Up Occluder Glasses with Frosted Lenses** for students ages 3 years to 10 years
- **Lorgnette Spectacle Occluder (Mardi Gras Mask)** for students ages 10 years and older

MA Vision Screening Protocols 2022
 Sample Equipment and Supplies List

PreK:



Distance Visual Acuity (Monocular) Tools	Purchasing Links	Notes for use	Visual
<p>“Eye Check” 20/50 (for 3 yrs) and 20/40 (for 4+ years) Flipbooks with LEA SYMBOLS® at 5 ft</p>	<p>20/50: https://www.good-lite.com/products/252112</p> <p>20/40: https://www.good-lite.com/products/252106</p> <p>Both 20/50 and 20/40 booklets in a kit – 1006522 - https://www.schoolhealth.com/eye-check-screener-with-lea-symbols</p>		<p>20/50</p>  <p>20/40</p>  <p>Kit with 20/50 and 20/40</p> 

MA Vision Screening Protocols 2022
Sample Equipment and Supplies List



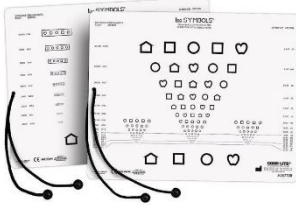

<p>Massachusetts Sight Line Handheld Vision Screening Flipbook</p>	<p>https://www.schoolhealth.com/massachusetts-sight-line-handheld-vision-screening-flipbook</p>	<p>Book has both LEA SYMBOLS® and Sloan Letters in critical line format</p>	
<p>Welch Allyn® Spot® Vision Screener Plusoptix S12C, S12\$, or S16 [without the visual acuity add-on component] Retinomax (Note: guidance on specific version of this tool is pending; no link available at this time)</p>	<p>https://www.schoolhealth.com/welch-allyn-spot-vision-screener https://www.plusoptix.com/en-us/products/vision-screener/vision-screening</p>	<p>For children ages 3, 4, and 5 years. When instruments are used, near visual acuity assessments must still be performed.</p>	<p>Spot®</p>  <p>Plusoptix</p> 
<p>Near Visual Acuity (Binocular) Tools</p>	<p>Purchasing Links</p>	<p>Notes for use</p>	<p>Visual</p>
<p>Near Card w/ LEA SYMBOLS® with 16-inch cord attached</p>	<p>https://www.schoolhealth.com/lea-symbols-near-card-line-mass https://www.good-lite.com/products/257700</p>		

MA Vision Screening Protocols 2022
 Sample Equipment and Supplies List

Kindergarten



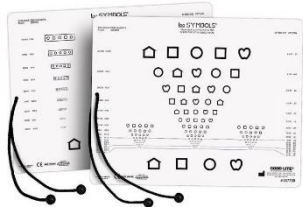
Distance Visual Acuity (Monocular) Tools	Purchasing Links	Notes for use	Visual
<p>"EyE Check" 20/32 Flipbook with LEA SYMBOLS® at 5 ft</p>	<p>https://www.good-lite.com/products/252113</p> <p>Link below includes all 3 versions</p> <p>https://www.schoolhealth.com/eye-check-kit-for-all-ages</p>		
<p>Massachusetts Sight Line Handheld Vision Screening Flipbook</p>	<p>https://www.schoolhealth.com/massachusetts-sight-line-handheld-vision-screening-flipbook</p>	<p>Book has both LEA SYMBOLS® and Sloan Letters in critical line format</p>	

MA Vision Screening Protocols 2022
Sample Equipment and Supplies List



<p>Welch Allyn® Spot® Vision Screener</p> <p>Plusoptix S12C, S12\$, or S16 [without the visual acuity add-on component]</p> <p>Retinomax (Note: No link provided. The recommended version of this tool is pending)</p>	<p>https://www.schoolhealth.com/welch-allyn-spot-vision-screener</p> <p>https://www.plusoptix.com/en-us/products/vision-screener/vision-screening</p>	<p>ONLY for those KG students under age 6 years.</p> <p>When instruments are used, near visual acuity assessments must still be performed</p>	<p>Spot®</p>  <p>Plusoptix</p> 
<p>Near Visual Acuity (Binocular) Tools</p>	<p>Purchasing Links</p>	<p>Notes for use</p>	<p>Visual</p>
<p>Near Card w/ LEA SYMBOLS® with 16-inch cord attached</p>	<p>https://www.schoolhealth.com/lea-symbols-near-card-line-mass</p> <p>https://www.good-lite.com/products/257700</p>		
<p>Stereopsis (Binocular) Tool</p>	<p>Purchasing Links</p>	<p>Notes for use</p>	<p>Visual</p>
<p>"PASS TEST 1 – OHIO" at 16-inch distance</p>	<p>https://www.schoolhealth.com/pass-test-1-oh</p> <p>https://www.good-lite.com/products/pass-test-1-oh</p>		

MA Vision Screening Protocols 2022
Sample Equipment and Supplies List

Grades 1-3


Distance Visual Acuity (Monocular) Tools	Purchasing Links	Notes for use	Visual
<p>Massachusetts Sight Line Handheld Vision Screening Flipbook</p>	<p>https://www.schoolhealth.com/massachusetts-sight-line-handheld-vision-screening-flipbook</p>	<p>Book has both LEA SYMBOLS® and Sloan Letters in critical line format</p>	
<p>Sloan Letters wallchart at 10 ft. distance</p>	<p>https://www.good-lite.com/collections/sloan-letter-charts/products/600711</p> <p>https://www.schoolhealth.com/sloan-letters-proportionally-spaced-9-x-14-10-ft-distance-chart</p>		
Near Visual Acuity (Binocular) Tools	Purchasing Links	Notes for use	Visual
<p>Near Card w/ LEA SYMBOLS® with 16-inch cord attached</p>	<p>https://www.schoolhealth.com/lea-symbols-near-card-line-mass</p> <p>https://www.good-lite.com/products/257700</p>	<p>For students who do not know letters in random order.</p>	

MA Vision Screening Protocols 2022
 Sample Equipment and Supplies List

<p>Near Card w/Sloan Letters with 16-inch cord attached</p>	<p>https://www.schoolhealth.com/sloan-letters-near-vision-card</p> <p>https://www.good-lite.com/products/729000</p>	<p>For students who know letters in random order.</p>	
<p>Stereopsis (Binocular) Tools</p>	<p>Purchasing Links</p>	<p>Notes for use</p>	<p>Visual</p>
<p>"PASS TEST 1 – OHIO" at 16-inch distance</p>	<p>https://www.schoolhealth.com/pass-test-1-oh</p> <p>https://www.good-lite.com/products/pass-test-1-oh</p>		

MA Vision Screening Protocols 2022
 Sample Equipment and Supplies List

Grades 4-12

Distance Visual Acuity (Monocular) Tools	Purchasing Links	Notes for Use	Visual
Proportionally Spaced logMAR Sloan Letters Chart at 10 ft. distance	https://www.good-lite.com/collections/sloan-letter-charts/products/600711 https://www.schoolhealth.com/sloan-letters-proportionally-spaced-9-x-14-10-ft-distance-chart	Annually in grades 4 and 5 Only 1 time in grades 6 through 8 Only 1 time in grades 9 through 12	
Near Visual Acuity (Binocular) Tools			
N/A			
Stereopsis (Binocular) Tools			
N/A			